

G100 Declaration of Conformance

Luxpowertek hereby confirms that LXP-LB-EU series hybrid inverter complies with the Engineering Recommendation G100, Technical Guidance for Customer Export Limiting Schemes, when installed in accordance with this Engineering G100 Declaration.

Details


Inverter

Type	LXP-LB-EU 8K ,LXP-LB-EU 9K, LXP-LB-EU 10K
Manufacturer	Shenzhen Lux Power Technology Co., Ltd
Address	5th Floor,Building 11, Phase III, Yangbei Industrial Zone, Huangtian Community, Hangcheng Street, Baoan District, Shenzhen City, China

Meter & CT

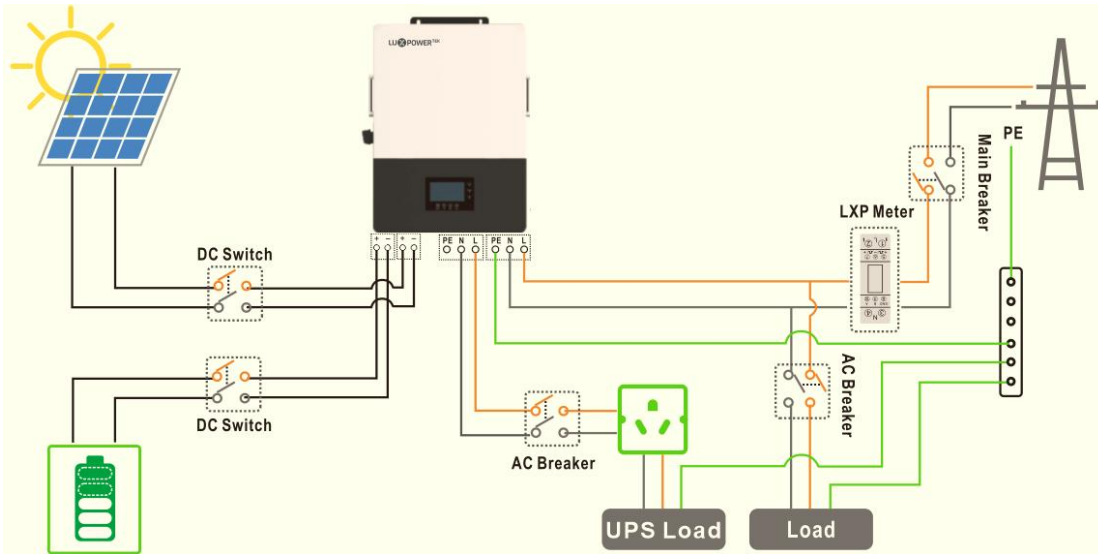
Meter Type	SDM120-Modbus
Manufacturer	Jiaying Eastron Electronic Instruments Co.,Ltd
Address	No.1369 Chengnan Road, Jiaying, Zhejiang, 314001, China

CT Type	CTSA016-100A/100mA
Manufacturer	Yuanxing electronics Co.,LTD
Address	Pioneering Park, Science & Technology Industry Zone, Zhangdian, Zibo, Shandong, PRC 255095

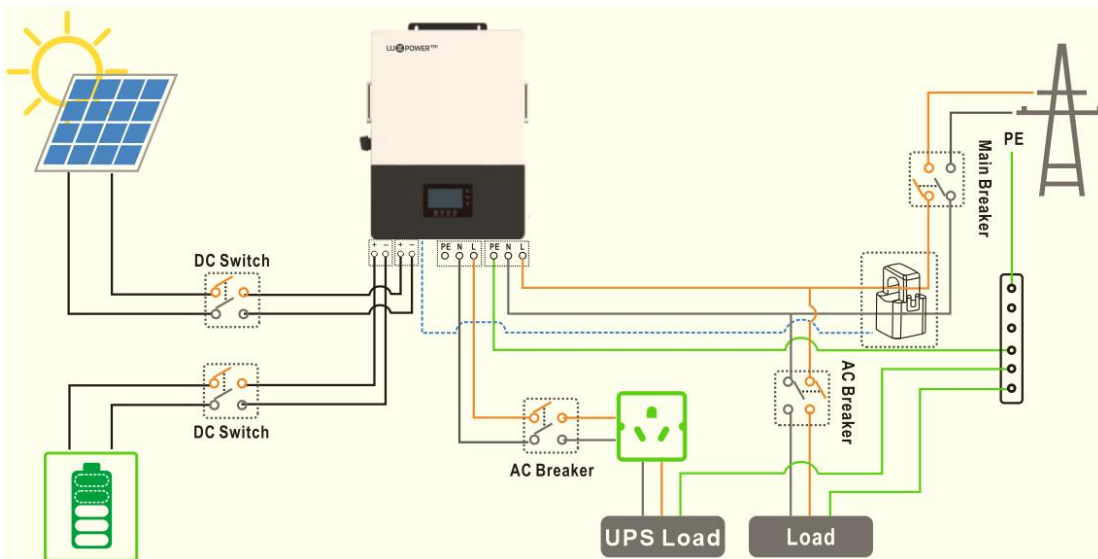
Test Address	5th Floor,Building 11, Phase III, Yangbei Industrial Zone, Huangtian Community, Hangcheng Street, Baoan District, Shenzhen City, China		
Telephone	+86 0755 8520 9056		
Email	info@luxpowertek.com		
Date	2022/9/27		
Signature		On Behalf of	Shenzhen Lux Power Technology Co., Ltd

1. Export Control Solution

System Connection with Meter



System Connection with CT



Hybrid inverter will not only provide power to the backup load connected but also give power to the home load connected. If PV power and battery power is insufficient, it will take grid energy as supplement. The hybrid inverter will not sell power to grid. The external CT(&Meter) will detect power flowing back to the grid and will reduce the power of the inverter only to supply the local load, charge battery and home load. This control is achieved by:

Meter or CT(Power Monitoring Unit)

- Measures power flowing in/out of the home and sends this data to inverter.
- Connected to the inverter via a communication cable

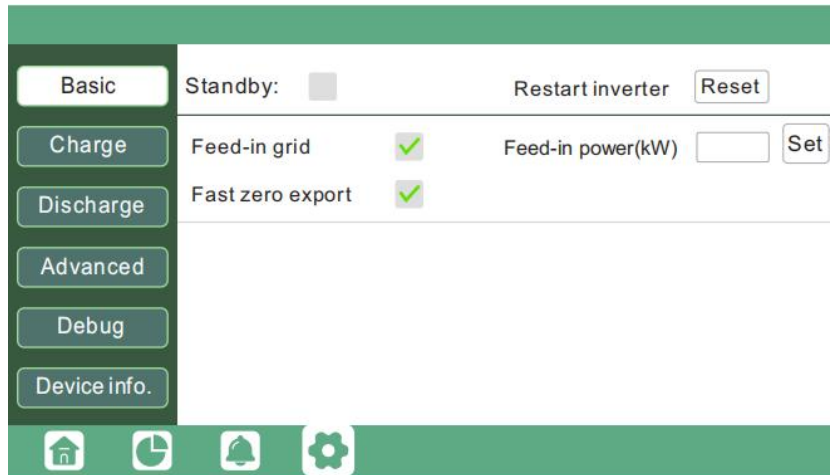
If the CT or the Meter fails, the RS485 communications would be lost and the inverters would permanently reduce to the site export limit which has been set.

2. Power Limit

Feed In grid : for zero export mode , it should be selected to stop export power

Feed power(kW): Allowed the maximum output power to flow to grid.

Fast Zero-export : for zero-export mode, it should be selected to ensure the hybrid inverter won't feed power to grid.



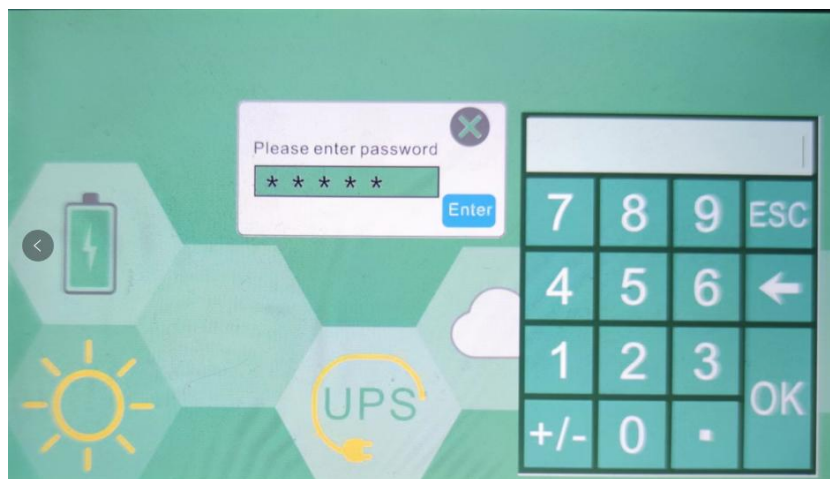
3. G100 requirement

The ELS must detect an excursion and reduce the export to the Agreed Export Capacity or less within 5 seconds.

- Under normal operating conditions, (enter product name) response time is less than 2s.
- Under loss of communications, or loss of power to Meter/Gateway, response time is less than 2s.

4. Password Protection

All settings are password protected and cannot be altered by the customer.



— END —